


Refractory



Shown in Polished Bronze and Clear Glass with Etched interior

OKN.SCN.01

Specifications

Dimensions	in	cm
Height	12	30.5
Width	11	28
Depth	5.5	14

Weight 24 lbs

Materials and Finishes

Cast Bronze available in
Collection Bronze Patinas
except Muslin

Contrasting patinas may be specified
for dome and back plate, Polished
Bronze finish not recommended for
back plate

Cast Glass Shade available in
Collection Glass Colors and
Cast Texture or Etched interior

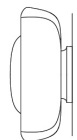
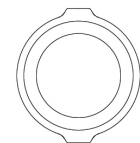
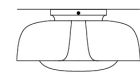
Lamping

UL Listed, E26 Socket
2700K (Clear Glass Shade)
3000K (Colored Glass Shade)
Ships with Feit Electric (Short)
40 W Equivalent Dimmable LED bulb

Okenite Sconce No. 1 with Bronze Dome

The Okenite series draws from the nature of a geode whose exterior surface, upon splitting open, is quite distinct from what is discovered on the interior. The hand-polished fins of the vessels flow into vertical spines and hulls.

A wall mounted cast glass form, with exposed bulb or with an anchored cast bronze dome, the Okenite Sconce casts layered and nuanced light onto the wall surface. Glass is available with cast texture interior or with the interior surface etched. Available in a smaller size.



Detail at right: shown in Silver Dollar Bronze and Suede glass with Cast Texture interior